

RESOLUTION NO. 2022-277

RESOLUTION OF THE CITY COUNCIL OF THE CITY OF CHULA VISTA RECITING THE FACT OF THE SPECIAL MUNICIPAL ELECTION HELD IN THIS CITY ON NOVEMBER 8, 2022, DECLARING THE RESULTS THEREOF, AND OTHER MATTERS AS ARE PROVIDED BY LAW

WHEREAS, a special municipal election was held and conducted in the City of Chula Vista, California, on Tuesday, November 8, 2022, as required by law, for the purpose of electing a Mayor, two members of the City Council to represent Districts 1 and 2, and a City Attorney, each for a full term, commencing in December 2022, and for submitting one ballot measure (Measure K) to the electorate; and

WHEREAS, the measure, as stated in the resolution placing it on the ballot, was:

<p>MEASURE K          Shall the measure modifying the City Charter to conform with State laws, eliminate outdated provisions, clarify ambiguous terms, reorganize and reformat to improve usability, require residency and increased experience for the elected City Attorney, remove the requirement that most board and commission members be qualified electors, and to allow City Council to take action at special Council meetings, use mail ballot elections to fill vacancies, and approve bonded debt under State general laws be adopted?</p>	YES
	NO

WHEREAS, a notice of said election was duly and regularly given in the time, form, and manner as provided by law; and in all respects the election was held and conducted, and the votes cast at the election received and canvassed, and the returns made and declared, in the time, form, and manner as required by the provisions of the Elections Code of the State of California for the holding of elections in charter cities; and

WHEREAS, pursuant to Resolution No. 2022-150 adopted on July 12, 2022, the election was consolidated with the statewide election, and the Registrar of Voters canvassed the returns of that election and has certified the results. The results are received and made a part hereof, attached as Exhibit 1.

NOW, THEREFORE, BE IT RESOLVED, DECLARED, DETERMINED, AND ORDERED by the City Council of the City of Chula Vista, that:

1. The whole number of votes cast in the vote centers except vote-by-mail voter ballots was 7,105.

That the whole number of vote by-mail voter ballots cast in the City was 61,549, making a total of 68,654 votes cast in the City.

2. The total number of votes received by each candidate as follows:

a. FOR MAYOR (four-year term)

JOHN MCCANN	33,992 (52.08%)
AMMAR CAMPA-NAJJAR	31,280 (47.92%)

The City Council does hereby declare and determine that John McCann, having received a majority of all votes cast, is elected to the office of Mayor, to be sworn into office on December 13, 2022.

b. FOR MEMBER OF THE CITY COUNCIL, DISTRICT 1 (four-year term)

CAROLINA CHAVEZ	10,275 (53.52%)
MARCO CONTRERAS	8,925 (46.48%)

The City Council does hereby declare and determine that Carolina Chavez, having received a majority of all votes cast, is elected to the office of District 1 City Councilmember, to be sworn into office on December 13, 2022.

c. FOR MEMBER OF THE CITY COUNCIL, DISTRICT 2 (four-year term)

JOSE PRECIADO	7,888 (50.42%)
STEVE STENBERG	7,757 (49.58%)

The City Council does hereby declare and determine that Jose Preciado, having received a majority of all votes cast, is elected to the office of District 2 City Councilmember, to be sworn into office on December 13, 2022.

d. FOR CITY ATTORNEY (four-year term)

SIMON SILVA	30,619 (50.62%)
DAN SMITH	29,863 (49.38%)

The City Council does hereby declare and determine that Simon Silva, having received a majority of all votes cast, is elected to the office of City Attorney.

3. The total number of votes cast for the measure is as follows:

	FOR	AGAINST
MEASURE K	39,875 (63.57%)	22,850 (36.43%)

The City Council does hereby declare that a majority of voters voting on Measure K related to modifying the City's Charter voted in favor of it, and that the measure was carried, and shall be deemed adopted and ratified.

4. The number of votes given at each precinct and the number of votes given in the city to the candidates' names above for the offices for which they were candidates are listed in Exhibit 1, attached to this Resolution, and incorporated by this reference.
5. The City Clerk shall enter on the records of the City Council of the City of Chula Vista a statement of the results of the election, showing: (1) The whole number of votes cast in the City; (2) The names of the persons voted for; (3) The measure voted upon; (4) For what office each person was voted for; (5) The number of votes at each vote center to each person and for and against the measure; (6) The total number of votes given to each person, and for and against the measure.
6. That the City Clerk shall certify the passage and adoption of this resolution and enter it into the book of the original resolutions.


[SIGNATURES ON THE FOLLOWING PAGE]

Resolution No. 2022-277

Page No. 4

Presented by


Approved as to form by

DocuSigned by:  
  
 3074D104EAF342E...  
 Kerry K. Bigelow, MMC  
 City Clerk

DocuSigned by:  
  
 CF40650850444BF...  
 Glen R. Googins  
 City Attorney

PASSED, APPROVED, and ADOPTED by the City Council of the City of Chula Vista, California, this 13th day of December 2022 by the following vote:

AYES: Councilmembers: Cardenas, Galvez, and McCann  
 NAYS: Councilmembers: None  
 ABSENT: Councilmembers: Casillas Salas

DocuSigned by:  
  
 1A9B25DF3A8144A...  
 Andrea Cardenas, Deputy Mayor

ATTEST:

DocuSigned by:  
  
 3074D104EAF342E...  
 Kerry K. Bigelow, MMC, City Clerk

STATE OF CALIFORNIA     )  
 COUNTY OF SAN DIEGO    )  
 CITY OF CHULA VISTA     )

I, Kerry K. Bigelow, City Clerk of Chula Vista, California, do hereby certify that the foregoing Resolution No. 2022-277 was duly passed, approved, and adopted by the City Council at a regular meeting of the Chula Vista City Council held on the 13th day of December 2022.

Executed this 13th day of December 2022.

DocuSigned by:  
  
 3074D104EAF342E...  
 Kerry K. Bigelow, MMC, City Clerk



# County of San Diego

REGISTRAR OF VOTERS

County Operations Center Campus

5600 Overland Avenue, Suite 100, San Diego, California 92123-1278

Telephone: (858) 565-5800 Toll-free: 1 (800) 696-0136 TTY / TDD: (800) 735-2929

Facsimile: (858) 505-7294 Web Address: [www.sdvote.com](http://www.sdvote.com)

**CYNTHIA L. PAES**  
Registrar of Voters

**ANDREW MCDONALD**  
Assistant Registrar of Voters

December 8, 2022

TO: Andrew Potter  
Clerk of the Board of Supervisors

FROM: Cynthia L. Paes  
Registrar of Voters

STATEWIDE GENERAL ELECTION NOVEMBER 8, 2022, CERTIFICATION

Enclosed are the certified results for the following election:

*Jurisdiction:* Statewide General Election

*Election Date:* November 8, 2022

Please contact my staff at (858) 505-7210 if you have any questions regarding this matter.

Enclosures (2)

c: Supervisor Nathan Fletcher, Chairman  
Supervisor Nora Vargas, Vice Chair  
Supervisor Joel Anderson  
Supervisor Terra Lawson-Remer  
Supervisor Jim Desmond  
Helen N. Robbins-Meyer, Chief Administrative Officer  
Michael Vu, Assistant Chief Administrative Officer  
Ebony Shelton, General Manager, Finance & General Government Group  
County Office of Education

c: Continued

Incorporated Cities:

Carlsbad  
Chula Vista  
Coronado  
Del Mar  
El Cajon  
Encinitas  
Escondido  
Imperial Beach  
La Mesa  
Lemon Grove  
National City  
Oceanside  
Poway  
San Diego  
San Marcos  
Solana Beach  
Vista

Community College Districts:

Grossmont-Cuyamaca  
Palomar  
Southwestern

Unified School Districts:

Bonsall  
Carlsbad  
Coronado  
Mountain Empire  
Oceanside  
Poway  
Ramona  
San Diego  
San Marcos  
Valley Center-Pauma  
Vista  
Warner

High School Districts:

Escondido  
Fallbrook  
Grossmont  
San Dieguito  
Sweetwater

Union/Elementary School Districts:

Alpine  
Cajon Valley  
Chula Vista  
Del Mar  
Encinitas  
Escondido  
Fallbrook  
La Mesa-Spring Valley  
Lakeside  
Lemon Grove  
National  
Rancho Santa Fe  
San Pasqual  
San Ysidro  
Santee  
Solana Beach  
South Bay

Special Districts:

Alpine Fire Protection  
Canebrake County Water  
Fallbrook Community Planning Group  
Fallbrook Regional Health  
Helix Water  
Jacumba Community Services  
Lakeside Community Planning Group  
Lakeside Fire Protection  
Lower Sweetwater Fire Protection  
Olivenhain Municipal Water  
Otay Water  
Padre Dam Municipal Water  
Palomar Health  
Pauma Valley Community Services  
Rainbow Community Planning Group  
Rainbow Municipal Water  
Ramona Community Planning  
Ramona Municipal Water  
Rincon Del Diablo Municipal Water  
Spring Valley Community Planning Group  
Tri-City Healthcare  
Vallecitos Water  
Vista Irrigation

**CERTIFICATION OF  
COUNTY CLERK/REGISTRAR OF VOTERS OF THE  
RESULTS OF THE CANVASS  
OF THE NOVEMBER 8, 2022, GENERAL ELECTION**


STATE OF CALIFORNIA

COUNTY OF SAN DIEGO

} ss.

I, Cynthia Paes, County Clerk/Registrar of Voters of County of San Diego, do hereby certify that, in pursuance of the provisions of Elections Code section 15300, et seq., I did canvass the results of the votes cast in the General Election held in said County on November 8, 2022, for measures and contests that were submitted to the vote of the voters, and that the Statement of Votes Cast, to which this certificate is attached is full, true, and correct.

I hereby set my hand and official seal this 8 day of December, 2022, at the County of San Diego



County Clerk/Registrar of Voters  
County of San Diego  
State of California

**County of San Diego**  
**2022 Statewide General Election**  
**November 8, 2022**  
**Official Results (San Diego Portion Only)**

	Registered Voters	Turnout
Total Registration and Turnout	1,925,738	1,043,490
Mail		939,102
Vote Centers		104,388

**GOVERNOR**

DEM - GAVIN NEWSOM	574,121	55.78%
REP - BRIAN DAHLE	455,107	44.22%
<b>Total</b>	<b>1,029,228</b>	

**LIEUTENANT GOVERNOR**

DEM - ELENI KOUNALAKIS	572,539	56.33%
REP - ANGELA E. UNDERWOOD JACOBS	443,933	43.67%
<b>Total</b>	<b>1,016,472</b>	

**SECRETARY OF STATE**

DEM - SHIRLEY N. WEBER	576,465	56.96%
REP - ROB BERNOSKY	435,652	43.04%
<b>Total</b>	<b>1,012,117</b>	

**CONTROLLER**

DEM - MALIA M. COHEN	521,567	51.89%
REP - LANHEE J. CHEN	483,650	48.11%
<b>Total</b>	<b>1,005,217</b>	

**TREASURER**

DEM - FIONA MA	559,423	55.64%
REP - JACK M. GUERRERO	446,089	44.36%
<b>Total</b>	<b>1,005,512</b>	

**ATTORNEY GENERAL**

DEM - ROB BONTA	559,982	55.57%
REP - NATHAN HOCHMAN	447,711	44.43%
<b>Total</b>	<b>1,007,693</b>	

**INSURANCE COMMISSIONER**

DEM - RICARDO LARA	566,150	56.71%
REP - ROBERT HOWELL	432,187	43.29%
<b>Total</b>	<b>998,337</b>	

**MEMBER, STATE BOARD OF EQUALIZATION 4TH DISTRICT (SAN DIEGO PORTION ONLY)**

DEM - MIKE SCHAEFER	468,963	60.63%
DEM - DAVID DODSON	304,555	39.37%
<b>Total</b>	<b>773,518</b>	

**UNITED STATES SENATOR (Full Term)**

DEM - ALEX PADILLA	586,284	57.57%
REP - MARK P. MEUSER	432,027	42.43%
<b>Total</b>	<b>1,018,311</b>	

**UNITED STATES SENATOR (Partial/Unexpired Term)**

DEM - ALEX PADILLA	582,966	57.48%
REP - MARK P. MEUSER	431,303	42.52%
<b>Total</b>	<b>1,014,269</b>	

**UNITED STATES REPRESENTATIVE 48TH DISTRICT (SAN DIEGO PORTION ONLY)**

REP - DARRELL ISSA	106,362	59.99%
DEM - STEPHEN HOULAHAN	70,952	40.01%
<b>Total</b>	<b>177,314</b>	

**UNITED STATES REPRESENTATIVE 49TH DISTRICT (SAN DIEGO PORTION ONLY)**

DEM - MIKE LEVIN	106,734	56.83%
REP - BRIAN MARYOTT	81,080	43.17%
<b>Total</b>	<b>187,814</b>	

**UNITED STATES REPRESENTATIVE 50TH DISTRICT**

DEM - SCOTT PETERS	168,816	62.84%
REP - COREY GUSTAFSON	99,819	37.16%
<b>Total</b>	<b>268,635</b>	

**UNITED STATES REPRESENTATIVE 51ST DISTRICT**

DEM - SARA JACOBS	144,186	61.86%
REP - STAN CAPLAN	88,886	38.14%
<b>Total</b>	<b>233,072</b>	

**UNITED STATES REPRESENTATIVE 52ND DISTRICT**

DEM - JUAN VARGAS	100,686	66.67%
REP - TYLER GEFFENEY	50,330	33.33%
<b>Total</b>	<b>151,016</b>	

**STATE SENATOR 18TH DISTRICT (SAN DIEGO PORTION ONLY)**

DEM - STEVE PADILLA	78,273	61.44%
REP - ALEJANDRO GALICIA	49,127	38.56%
<b>Total</b>	<b>127,400</b>	

**STATE SENATOR 32ND DISTRICT (SAN DIEGO PORTION ONLY)**

REP - KELLY SEYARTO	2,406	56.99%
DEM - BRIAN NASH	1,816	43.01%
<b>Total</b>	<b>4,222</b>	



**County of San Diego**  
**2022 Statewide General Election**  
**November 8, 2022**  
**Official Results (San Diego Portion Only)**

STATE SENATOR 38TH DISTRICT (SAN DIEGO PORTION ONLY)

DEM - CATHERINE BLAKESPEAR	145,195	56.11%
REP - MATT GUNDERSON	113,558	43.89%
<b>Total</b>	<b>258,753</b>	

STATE SENATOR 40TH DISTRICT

REP - BRIAN W. JONES	170,109	53.15%
DEM - JOSEPH C. ROCHA	149,948	46.85%
<b>Total</b>	<b>320,057</b>	

MEMBER OF THE STATE ASSEMBLY 74TH DISTRICT (SAN DIEGO PORTION ONLY)

DEM - CHRIS DUNCAN	45,762	52.18%
REP - LAURIE DAVIES	41,935	47.82%
<b>Total</b>	<b>87,697</b>	

MEMBER OF THE STATE ASSEMBLY 75TH DISTRICT

REP - MARIE WALDRON	100,950	67.83%
REP - RANDY VOEPEL	47,888	32.17%
<b>Total</b>	<b>148,838</b>	

MEMBER OF THE STATE ASSEMBLY 76TH DISTRICT

DEM - BRIAN MAIENSCHIN	78,895	51.62%
REP - KRISTIE BRUCE-LANE	73,944	48.38%
<b>Total</b>	<b>152,839</b>	

MEMBER OF THE STATE ASSEMBLY 77TH DISTRICT

DEM - TASHA BOERNER HORVATH	121,447	60.40%
REP - DAN DOWNEY	79,637	39.60%
<b>Total</b>	<b>201,084</b>	

MEMBER OF THE STATE ASSEMBLY 78TH DISTRICT

DEM - CHRIS WARD	118,215	68.55%
REP - ERIC E. GONZALES	54,234	31.45%
<b>Total</b>	<b>172,449</b>	

MEMBER OF THE STATE ASSEMBLY 79TH DISTRICT

DEM - AKILAH WEBER	67,674	63.87%
REP - CORBIN SABOL	38,290	36.13%
<b>Total</b>	<b>105,964</b>	

MEMBER OF THE STATE ASSEMBLY 80TH DISTRICT

DEM - DAVID ALVAREZ	67,309	69.26%
DEM - GEORGETTE GÓMEZ	29,869	30.74%
<b>Total</b>	<b>97,178</b>	

CA CHIEF JUSTICE SUPREME COURT (GUERRERO)

YES	534,276	66.67%
NO	267,111	33.33%
<b>Total</b>	<b>801,387</b>	

CA ASSOC. JUSTICE SUPREME COURT (LIU)

YES	513,686	65.54%
NO	270,135	34.46%
<b>Total</b>	<b>783,821</b>	

CA ASSOC. JUSTICE SUPREME COURT (JENKINS)

YES	498,737	64.49%
NO	274,571	35.51%
<b>Total</b>	<b>773,308</b>	

CA ASSOC. JUSTICE SUPREME COURT (GROBAN)

YES	488,880	63.69%
NO	278,760	36.31%
<b>Total</b>	<b>767,640</b>	

CA PRESIDING JUSTICE, CT OF APPEAL, 4TH DIST. DIV 1 (MCCONNELL)

YES	494,845	65.57%
NO	259,818	34.43%
<b>Total</b>	<b>754,663</b>	

CA ASSOC. JUSTICE, CT OF APPEAL, 4TH DIST. DIV 1 (DO)

YES	476,553	63.57%
NO	273,134	36.43%
<b>Total</b>	<b>749,687</b>	

CA ASSOC. JUSTICE, CT OF APPEAL, 4TH DIST. DIV 1 (BUCHANAN)

YES	461,222	62.94%
NO	271,592	37.06%
<b>Total</b>	<b>732,814</b>	

CA PRESIDING JUSTICE, CT OF APPEAL, 4TH DIST. DIV 2 (RAMIREZ)

YES	548,897	74.90%
NO	183,939	25.10%
<b>Total</b>	<b>732,836</b>	

CA ASSOC. JUSTICE, CT OF APPEAL, 4TH DIST. DIV 2 (RAPHAEL)

YES	457,265	62.97%
NO	268,895	37.03%
<b>Total</b>	<b>726,160</b>	

**County of San Diego**  
**2022 Statewide General Election**  
**November 8, 2022**  
**Official Results (San Diego Portion Only)**

<u>CA ASSOC. JUSTICE, CT OF APPEAL, 4TH DIST. DIV 2 (CODRINGTON)</u>		
YES	564,009	77.37%
NO	164,992	22.63%
<b>Total</b>	<b>729,001</b>	

<u>CA ASSOC. JUSTICE, CT OF APPEAL, 4TH DIST. DIV 2 (MENETREZ)</u>		
YES	447,633	61.84%
NO	276,281	38.16%
<b>Total</b>	<b>723,914</b>	

<u>CA PRESIDING JUSTICE, CT OF APPEAL, 4TH DIST. DIV 3 (O'LEARY)</u>		
YES	469,793	64.75%
NO	255,751	35.25%
<b>Total</b>	<b>725,544</b>	

<u>CA ASSOC. JUSTICE, CT OF APPEAL, 4TH DIST. DIV 3 (BEDSWORTH)</u>		
YES	430,449	59.71%
NO	290,469	40.29%
<b>Total</b>	<b>720,918</b>	

<u>CA ASSOC. JUSTICE, CT OF APPEAL, 4TH DIST. DIV 3 (SANCHEZ)</u>		
YES	456,824	62.87%
NO	269,820	37.13%
<b>Total</b>	<b>726,644</b>	

<u>CA ASSOC. JUSTICE, CT OF APPEAL, 4TH DIST. DIV 3 (MOORE)</u>		
YES	467,540	64.37%
NO	258,799	35.63%
<b>Total</b>	<b>726,339</b>	

<u>CA ASSOC. JUSTICE, CT OF APPEAL, 4TH DIST. DIV 3 (MOTOIKE)</u>		
YES	462,154	63.58%
NO	264,720	36.42%
<b>Total</b>	<b>726,874</b>	

<u>JUDGE OF THE SUPERIOR COURT OFFICE NO. 35</u>		
REBECCA KANTER	459,024	54.19%
MIKE MURPHY	387,965	45.81%
<b>Total</b>	<b>846,989</b>	

<u>JUDGE OF THE SUPERIOR COURT OFFICE NO. 36</u>		
PETE MURRAY	429,251	51.24%
PETER SINGER	408,535	48.76%
<b>Total</b>	<b>837,786</b>	

<u>STATE SUPERINTENDENT OF PUBLIC INSTRUCTION</u>		
TONY K. THURMOND	498,154	60.36%
LANCE RAY CHRISTENSEN	327,205	39.64%
<b>Total</b>	<b>825,359</b>	

<u>COUNTY BOARD OF EDUCATION 3RD DISTRICT</u>		
ALICIA MUÑOZ	105,621	66.22%
MARVIN J. ATTIQ	53,889	33.78%
<b>Total</b>	<b>159,510</b>	

<u>COUNTY BOARD OF EDUCATION 5TH DISTRICT</u>		
RICK SHEA	111,042	57.36%
EMILY ORTIZ WICHMANN	82,547	42.64%
<b>Total</b>	<b>193,589</b>	

<u>GROSSMONT-CUYAMACA COMMUNITY COLLEGE DISTRICT GOVERNING BOARD MEMBER TRUSTEE AREA 1</u>		
DESIREE KLAAR	15,428	53.06%
DAWN IVY	13,651	46.94%
<b>Total</b>	<b>29,079</b>	

<u>GROSSMONT-CUYAMACA COMMUNITY COLLEGE DISTRICT GOVERNING BOARD MEMBER TRUSTEE AREA 2</u>		
DEBBIE JUSTESON	19,184	65.68%
MEGAN D. DUNN	10,024	34.32%
<b>Total</b>	<b>29,208</b>	

<u>PALOMAR COMMUNITY COLLEGE DISTRICT GOVERNING BOARD MEMBER TRUSTEE AREA NO. 1</u>		
JUDY PATACSI	26,386	53.70%
FRANK XU	22,750	46.30%
<b>Total</b>	<b>49,136</b>	

<u>PALOMAR COMMUNITY COLLEGE DISTRICT GOVERNING BOARD MEMBER TRUSTEE AREA NO. 4 (SHORT TERM)</u>		
MICHELLE RAINS	30,499	56.92%
KARTIK RAJU	23,083	43.08%
<b>Total</b>	<b>53,582</b>	

**County of San Diego**  
**2022 Statewide General Election**  
**November 8, 2022**  
**Official Results (San Diego Portion Only)**

PALOMAR COMMUNITY COLLEGE DISTRICT GOVERNING BOARD MEMBER TRUSTEE AREA NO. 5		
JACQUELINE KAISER	24,118	52.44%
NORMA MIYAMOTO	21,873	47.56%
<b>Total</b>	<b>45,991</b>	

SOUTHWESTERN COMMUNITY COLLEGE DISTRICT GOVERNING BOARD MEMBER TRUSTEE AREA NO. 1		
ROBERT MORENO	8,721	51.53%
GONZALO JESUS QUINTERO	8,204	48.47%
<b>Total</b>	<b>16,925</b>	

SOUTHWESTERN COMMUNITY COLLEGE DISTRICT GOVERNING BOARD MEMBER TRUSTEE AREA NO. 4		
CORINA SOTO	9,039	46.29%
MAE CASE	5,303	27.16%
HUMBERTO GURMILAN	5,186	26.56%
<b>Total</b>	<b>19,528</b>	

SOUTHWESTERN COMMUNITY COLLEGE DISTRICT GOVERNING BOARD MEMBER TRUSTEE AREA NO. 5		
DON M. DUMAS	18,044	66.17%
ROSEMARIE BALLARD	9,225	33.83%
<b>Total</b>	<b>27,269</b>	

BONSALL UNIFIED SCHOOL DISTRICT GOVERNING BOARD MEMBER TRUSTEE AREA - B		
MICHAEL GADDIS	1,181	73.67%
RICHARD H. BRUCK	422	26.33%
<b>Total</b>	<b>1,603</b>	

BONSALL UNIFIED SCHOOL DISTRICT GOVERNING BOARD MEMBER TRUSTEE AREA - D		
ROGER MERCHAT	963	53.35%
BETH KLOPFENSTEIN	621	34.40%
MARK JONES	221	12.24%
<b>Total</b>	<b>1,805</b>	

CARLSBAD UNIFIED SCHOOL DISTRICT GOVERNING BOARD MEMBER TRUSTEE AREA NO. 1		
MICHELE TSUTAGAWA WARD	3,111	56.95%
SHARON MCKEEMAN	2,352	43.05%
<b>Total</b>	<b>5,463</b>	

CARLSBAD UNIFIED SCHOOL DISTRICT GOVERNING BOARD MEMBER TRUSTEE AREA NO. 4		
GRETCHEN VURBEFF	3,631	52.05%
JENNIFER FORNAL	3,345	47.95%
<b>Total</b>	<b>6,976</b>	

CARLSBAD UNIFIED SCHOOL DISTRICT GOVERNING BOARD MEMBER TRUSTEE AREA NO. 5		
KATHY RALLINGS	3,116	55.59%
SCOTT DAVISON	2,489	44.41%
<b>Total</b>	<b>5,605</b>	

CORONADO UNIFIED SCHOOL DISTRICT GOVERNING BOARD MEMBER Vote For 3		
SCOT YOUNGBLOOD	3,278	17.96%
ALEXIA PALACIOS-PETERS	3,158	17.31%
MALACHY DENIS SANDIE	2,559	14.02%
LISA MEGLIOLI	2,524	13.83%
STEPHANIE ANDERSON	2,437	13.35%
HELEN ANDERSON-CRUZ	2,025	11.10%
MARK M. SCHEURER	1,516	8.31%
MICHAEL IVERSEN	751	4.12%
<b>Total</b>	<b>18,248</b>	

CORONADO UNIFIED SCHOOL DISTRICT GOVERNING BOARD MEMBER - SHORT TERM		
RENEE CAVANAUGH	3,871	56.02%
GERRI L. MACHIN	2,580	37.34%
NICOLE BOUCHER	459	6.64%
<b>Total</b>	<b>6,910</b>	

MOUNTAIN EMPIRE UNIFIED SCHOOL DISTRICT GOVERNING BOARD MEMBER TRUSTEE AREA NO. 1		
JEFFREY MORRISON	1,884	53.43%
EDWARD KETCHUM	1,642	46.57%
<b>Total</b>	<b>3,526</b>	

OCEANSIDE UNIFIED SCHOOL DISTRICT GOVERNING BOARD MEMBER TRUSTEE AREA NO. 1		
NANCY LICONA	3,507	61.14%
ALLYSON MINEAU	2,229	38.86%
<b>Total</b>	<b>5,736</b>	

**County of San Diego**  
**2022 Statewide General Election**  
**November 8, 2022**  
**Official Results (San Diego Portion Only)**

OCEANSIDE UNIFIED SCHOOL DISTRICT GOVERNING BOARD MEMBER TRUSTEE AREA NO. 4		
RAQUEL RIOJAS ALVAREZ	4,366	80.70%
TIGRAN GHUKASYAN	1,044	19.30%
<b>Total</b>	<b>5,410</b>	

POWAY UNIFIED SCHOOL DISTRICT GOVERNING BOARD MEMBER TRUSTEE AREA B		
GINGER COUVRETTE	8,432	46.88%
FRIDA BRUNZELL	5,945	33.05%
DAVE NELSON	3,609	20.07%
<b>Total</b>	<b>17,986</b>	

POWAY UNIFIED SCHOOL DISTRICT GOVERNING BOARD MEMBER TRUSTEE AREA C		
HEATHER R. PLOTZKE	6,120	48.02%
PATRICK BATTEN	5,921	46.46%
JASON M. BENNETT	703	5.52%
<b>Total</b>	<b>12,744</b>	

POWAY UNIFIED SCHOOL DISTRICT GOVERNING BOARD MEMBER TRUSTEE AREA D		
MICHELLE O'CONNOR-RATCLIFF	8,155	65.09%
JANET M. BREMSETH	4,373	34.91%
<b>Total</b>	<b>12,528</b>	

RAMONA UNIFIED SCHOOL DISTRICT GOVERNING BOARD MEMBER TRUSTEE AREA NO. 1		
MAYA PHILLIPS	836	74.11%
DAVID WINDHAM	292	25.89%
<b>Total</b>	<b>1,128</b>	

RAMONA UNIFIED SCHOOL DISTRICT GOVERNING BOARD MEMBER TRUSTEE AREA NO. 5		
RODGER DOHM	1,318	48.94%
NICOLE E. ROBERTSON	769	28.56%
CINDY R. PARIS	606	22.50%
<b>Total</b>	<b>2,693</b>	

SAN DIEGO UNIFIED SCHOOL DISTRICT MEMBER, BOARD OF EDUCATION DISTRICT B		
SHANA HAZAN	33,444	60.29%
GODWIN HIGA	22,027	39.71%
<b>Total</b>	<b>55,471</b>	

SAN DIEGO UNIFIED SCHOOL DISTRICT MEMBER, BOARD OF EDUCATION DISTRICT C		
CODY PETTERSON	34,990	56.18%
BECCA WILLIAMS	27,295	43.82%
<b>Total</b>	<b>62,285</b>	

SAN MARCOS UNIFIED SCHOOL DISTRICT GOVERNING BOARD MEMBER TRUSTEE AREA C		
ANDRES RAMOS MARTIN	1,800	53.36%
STEPHANIE CARROLL	1,573	46.64%
<b>Total</b>	<b>3,373</b>	

SAN MARCOS UNIFIED SCHOOL DISTRICT GOVERNING BOARD MEMBER TRUSTEE AREA E		
STACY CARLSON	4,317	55.75%
SHARYL CAVELLIER	3,427	44.25%
<b>Total</b>	<b>7,744</b>	

VALLEY CENTER-PAUMA UNIFIED SCHOOL DISTRICT GOVERNING BOARD MEMBER TRUSTEE AREA NO. 3		
JULIE STROH	919	55.80%
WENDY HEREDIA	414	25.14%
KATHLEEN HELMS	314	19.06%
<b>Total</b>	<b>1,647</b>	

VISTA UNIFIED SCHOOL DISTRICT GOVERNING BOARD MEMBER TRUSTEE AREA NO. 2		
RENA MARROCCO	3,069	38.31%
DEBBIE MORTON	3,053	38.11%
CARLA RIVERA-CRUZ	1,890	23.59%
<b>Total</b>	<b>8,012</b>	

VISTA UNIFIED SCHOOL DISTRICT GOVERNING BOARD MEMBER TRUSTEE AREA NO. 3		
MARTHA ALVARADO	4,304	51.15%
JEN TELLES	4,111	48.85%
<b>Total</b>	<b>8,415</b>	

WARNER UNIFIED SCHOOL DISTRICT GOVERNING BOARD MEMBER		
Vote For 2		
JEANNEAN ROMBAL	461	38.80%
TODD S. HIPPER	397	33.42%
PJ STONEBURNER	330	27.78%
<b>Total</b>	<b>1,188</b>	

ESCONDIDO UNION HIGH SCHOOL DISTRICT GOVERNING BOARD MEMBER TRUSTEE AREA NO. 1		
BOB WELLER	2,147	75.60%
MICKEY E. JACKSON	693	24.40%
<b>Total</b>	<b>2,840</b>	

**County of San Diego**  
**2022 Statewide General Election**  
**November 8, 2022**  
**Official Results (San Diego Portion Only)**

ESCONDIDO UNION HIGH SCHOOL DISTRICT  
 GOVERNING BOARD MEMBER TRUSTEE AREA NO.  
 5

JON PETERSEN	7,522	72.62%
KATHRYN MC CARTHY	2,836	27.38%
<b>Total</b>	<b>10,358</b>	

FALLBROOK UNION HIGH SCHOOL DISTRICT  
 GOVERNING BOARD MEMBER TRUSTEE AREA NO.  
 1

COURTNEY HILBORN	1,139	53.88%
JIM DOOLEY	975	46.12%
<b>Total</b>	<b>2,114</b>	

FALLBROOK UNION HIGH SCHOOL DISTRICT  
 GOVERNING BOARD MEMBER TRUSTEE AREA NO.  
 3

PAUL J. CHRISTENSEN	2,846	60.08%
KAREN CG WEISBERGER	1,441	30.42%
JENNIFER SEXTON	450	9.50%
<b>Total</b>	<b>4,737</b>	

GROSSMONT UNION HIGH SCHOOL DISTRICT  
 GOVERNING BOARD MEMBER TRUSTEE AREA NO.  
 3

GARY WOODS	8,256	55.71%
JO HART-LLOYD	4,176	28.18%
GABRIEL LAWSON	2,387	16.11%
<b>Total</b>	<b>14,819</b>	

GROSSMONT UNION HIGH SCHOOL DISTRICT  
 GOVERNING BOARD MEMBER TRUSTEE AREA NO.  
 4

ROBERT SHIELD	16,078	54.32%
JEANIE TYLER	13,522	45.68%
<b>Total</b>	<b>29,600</b>	

GROSSMONT UNION HIGH SCHOOL DISTRICT  
 GOVERNING BOARD MEMBER TRUSTEE AREA NO.  
 5

JIM KELLY	18,789	60.49%
NANCY JENNINGS	9,204	29.63%
TERRY KOHLENBERG	3,069	9.88%
<b>Total</b>	<b>31,062</b>	

SAN DIEGUITO UNION HIGH SCHOOL DISTRICT  
 GOVERNING BOARD MEMBER TRUSTEE AREA NO.  
 1

RIMGA VISKANTA	8,829	57.51%
DAVID CARATTINI	6,522	42.49%
<b>Total</b>	<b>15,351</b>	

SAN DIEGUITO UNION HIGH SCHOOL DISTRICT  
 GOVERNING BOARD MEMBER TRUSTEE AREA NO.  
 3

JANE LEA SMITH	8,934	57.87%
SHEILA KING	5,621	36.41%
DANIEL HALE	883	5.72%
<b>Total</b>	<b>15,438</b>	

SAN DIEGUITO UNION HIGH SCHOOL DISTRICT  
 GOVERNING BOARD MEMBER TRUSTEE AREA NO.  
 5

PHAN ANDERSON	5,916	51.39%
JULIE BRONSTEIN	5,089	44.20%
GEORGIA RINGLER	508	4.41%
<b>Total</b>	<b>11,513</b>	

SWEETWATER UNION HIGH SCHOOL DISTRICT  
 GOVERNING BOARD MEMBER TRUSTEE AREA 3

ELVA LOPEZ-ZEPEDA	8,521	39.75%
REBEKKAH E. NAPUTI	4,704	21.94%
MARQUETTA BROWN	4,404	20.54%
MICHAEL BLACK	2,651	12.37%
NOEMI ABREGO	1,156	5.39%
<b>Total</b>	<b>21,436</b>	

SWEETWATER UNION HIGH SCHOOL DISTRICT  
 GOVERNING BOARD MEMBER TRUSTEE AREA 5

MARTI EMERALD	7,991	50.19%
DANTE GARCIA PAMINTUAN	7,930	49.81%
<b>Total</b>	<b>15,921</b>	

ALPINE UNION SCHOOL DISTRICT GOVERNING  
 BOARD MEMBER

Vote For 3		
AL GUERRA	4,556	25.80%
GLENN A. DICKIE	4,242	24.02%
ERIC WRAY	4,022	22.77%
ERIKA SIMMONS	3,105	17.58%
DARLENE COSSIO	1,735	9.82%
<b>Total</b>	<b>17,660</b>	

CAJON VALLEY UNION SCHOOL DISTRICT  
 GOVERNING BOARD MEMBER TRUSTEE AREA NO.  
 1

ANTHONY CARNEVALE	6,821	62.10%
TAMARA L. OTERO	4,163	37.90%
<b>Total</b>	<b>10,984</b>	

CHULA VISTA ELEMENTARY SCHOOL DISTRICT  
 GOVERNING BOARD MEMBER SEAT NO. 1

FRANCISCO TAMAYO	43,808	62.21%
JESSE VIGIL	26,607	37.79%
<b>Total</b>	<b>70,415</b>	

**County of San Diego**  
**2022 Statewide General Election**  
**November 8, 2022**  
**Official Results (San Diego Portion Only)**

CHULA VISTA ELEMENTARY SCHOOL DISTRICT  
 GOVERNING BOARD MEMBER SEAT NO. 3

DELIA DOMINGUEZ CERVANTES	27,613	39.62%
LESLIE RAY BUNKER	25,705	36.89%
JAQUELINE GONZALEZ	13,000	18.65%
ERIC DOUGLAS	3,370	4.84%
<b>Total</b>	<b>69,688</b>	

CHULA VISTA ELEMENTARY SCHOOL DISTRICT  
 GOVERNING BOARD MEMBER SEAT NO. 5

CESAR FERNANDEZ	29,051	41.87%
KEREN DOMINGUEZ	21,059	30.35%
ARMANDO FARIAS	12,731	18.35%
JOHN H. BORJA	6,546	9.43%
<b>Total</b>	<b>69,387</b>	

DEL MAR UNION SCHOOL DISTRICT GOVERNING  
 BOARD MEMBER

Vote For 3		
SCOTT WOODEN	7,187	20.23%
KATHERINE FITZPATRICK	6,604	18.59%
DOUGLAS RAFNER	6,005	16.91%
DANIELLE ROYBAL	4,821	13.57%
CINDA PECK	4,453	12.54%
WILLIAM "BILL" A. PORTER III	3,920	11.04%
MANIZA SHEIKHANI	2,125	5.98%
ESTHER R. SHEFFREY	404	1.14%
<b>Total</b>	<b>35,519</b>	

ENCINITAS UNION SCHOOL DISTRICT GOVERNING  
 BOARD MEMBER

Vote For 3		
EMILY ANDRADE	19,412	24.71%
MARLA STRICH	17,028	21.68%
RAQUEL PFEIFER	15,928	20.28%
ANDRE JOHNSON	13,134	16.72%
JUSTIN RIED	6,752	8.59%
THOMAS R. ANGEL	6,305	8.03%
<b>Total</b>	<b>78,559</b>	

ESCONDIDO UNION SCHOOL DISTRICT GOVERNING  
 BOARD MEMBER TRUSTEE AREA NO. 2

JOAN GARDNER	6,683	55.84%
ELIZABETH SHULOK	5,285	44.16%
<b>Total</b>	<b>11,968</b>	

ESCONDIDO UNION SCHOOL DISTRICT GOVERNING  
 BOARD MEMBER TRUSTEE AREA NO. 4

ZESTY HARPER	4,923	59.80%
GEORGINE TOMASI	3,310	40.20%
<b>Total</b>	<b>8,233</b>	

FALLBROOK UNION ELEMENTARY SCHOOL  
 DISTRICT GOVERNING BOARD MEMBER TRUSTEE  
 AREA NO. 1

DIANE SEBALJ	474	50.48%
CARON S. LIEBER	465	49.52%
<b>Total</b>	<b>939</b>	

FALLBROOK UNION ELEMENTARY SCHOOL  
 DISTRICT GOVERNING BOARD MEMBER TRUSTEE  
 AREA NO. 4

STACEY MCRAE	2,266	50.10%
SUSAN JACKSON LIEBES	1,828	40.42%
KRYSTAL LEE	429	9.48%
<b>Total</b>	<b>4,523</b>	

FALLBROOK UNION ELEMENTARY SCHOOL  
 DISTRICT GOVERNING BOARD MEMBER TRUSTEE  
 AREA NO. 5

MARY MC BRIDE	2,161	54.92%
JOANN LOPEZ	1,774	45.08%
<b>Total</b>	<b>3,935</b>	

LA MESA-SPRING VALLEY SCHOOL DISTRICT  
 GOVERNING BOARD MEMBER TRUSTEE AREA NO.  
 1

CAITLIN TIFFANY	5,860	65.32%
JIM LONG	3,111	34.68%
<b>Total</b>	<b>8,971</b>	

LA MESA-SPRING VALLEY SCHOOL DISTRICT  
 GOVERNING BOARD MEMBER TRUSTEE AREA NO.  
 2

REBECCA MCRAE	4,791	58.19%
MYRIAM S. MOODY	3,443	41.81%
<b>Total</b>	<b>8,234</b>	

LA MESA-SPRING VALLEY SCHOOL DISTRICT  
 GOVERNING BOARD MEMBER TRUSTEE AREA NO.  
 3

BRIANNA E. COSTON	4,459	53.01%
KYLE HERMANN	3,953	46.99%
<b>Total</b>	<b>8,412</b>	

**County of San Diego**  
**2022 Statewide General Election**  
**November 8, 2022**  
**Official Results (San Diego Portion Only)**

LAKESIDE UNION SCHOOL DISTRICT GOVERNING BOARD MEMBER

Vote For 3		
ANDREW HAYES	8,522	25.85%
JIM BENNETT	6,985	21.19%
RON KASPER	5,624	17.06%
BONNIE LACHAPPA	4,199	12.74%
HOLLY FERRANTE	3,711	11.26%
AARON VINCENT GORDON	1,965	5.96%
MAUREEN A. CRUISE	1,964	5.96%
<b>Total</b>	<b>32,970</b>	

LAKESIDE UNION SCHOOL DISTRICT GOVERNING BOARD MEMBER - SHORT TERM

AUTUMN ELLENSON	8,814	69.27%
DON WHISMAN	3,910	30.73%
<b>Total</b>	<b>12,724</b>	

NATIONAL SCHOOL DISTRICT GOVERNING BOARD MEMBER

Vote For 3		
MARIA BETANCOURT-CASTAÑEDA	4,451	24.85%
ALMA SARMIENTO	3,972	22.18%
BARBARA A. AVALOS	3,899	21.77%
KIM EBLAMO GARRIDO	3,151	17.59%
AMY SPACKMAN	2,437	13.61%
<b>Total</b>	<b>17,910</b>	

RANCHO SANTA FE SCHOOL DISTRICT GOVERNING BOARD MEMBER

Vote For 2		
JEE MANGHANI	1,283	26.24%
PAUL K. SEITZ	1,237	25.30%
CRISTIAN ZARCU	1,206	24.66%
KALI KIM	1,164	23.80%
<b>Total</b>	<b>4,890</b>	

SAN PASQUAL UNION SCHOOL DISTRICT GOVERNING BOARD MEMBER - SHORT TERM TRUSTEE AREA NO. 1

KAMI GOE	704	57.94%
MARJOLEIN LEGGE-BEEKMAN	511	42.06%
<b>Total</b>	<b>1,215</b>	

SAN YSIDRO SCHOOL DISTRICT GOVERNING BOARD MEMBER

Vote For 3		
RODOLFO "RUDY" LOPEZ	2,451	23.83%
ZENAIDA R P ROSARIO	2,446	23.78%
IRENE LOPEZ	2,197	21.36%
ZACCHERI BROWN	1,468	14.27%
MANUEL RAUL LOPEZ JR.	1,088	10.58%
MICHAEL A. SISNEROS	635	6.17%
<b>Total</b>	<b>10,285</b>	

SANTEE SCHOOL DISTRICT GOVERNING BOARD MEMBER SEAT NO. 1

BARBARA L. RYAN	14,727	75.54%
RON BURNER	4,769	24.46%
<b>Total</b>	<b>19,496</b>	

SANTEE SCHOOL DISTRICT GOVERNING BOARD MEMBER SEAT NO. 5

KEN FOX	9,487	48.58%
TRACIE THILL	7,169	36.71%
JOSEPH DOLIN	2,873	14.71%
<b>Total</b>	<b>19,529</b>	

SOLANA BEACH SCHOOL DISTRICT GOVERNING BOARD MEMBER TRUSTEE AREA NO. 1

DEBRA H. SCHADE	2,632	80.61%
AUBREY L. HUFF	633	19.39%
<b>Total</b>	<b>3,265</b>	

SOLANA BEACH SCHOOL DISTRICT GOVERNING BOARD MEMBER TRUSTEE AREA NO. 4

GAYLIN ALLBAUGH	1,366	53.19%
CHUCK RINGER	1,202	46.81%
<b>Total</b>	<b>2,568</b>	

SOUTH BAY UNION SCHOOL DISTRICT GOVERNING BOARD MEMBER TRUSTEE AREA NO. 1

KELLY M. LEIKER	2,293	68.02%
MIGUEL DEL VILLAR	1,078	31.98%
<b>Total</b>	<b>3,371</b>	

SOUTH BAY UNION SCHOOL DISTRICT GOVERNING BOARD MEMBER TRUSTEE AREA NO. 2

JOSE A. LOPEZ EGUINO	1,601	68.54%
JOHN D. WATERS	735	31.46%
<b>Total</b>	<b>2,336</b>	

SOUTH BAY UNION SCHOOL DISTRICT GOVERNING BOARD MEMBER TRUSTEE AREA NO. 4

MELANIE ELLSWORTH	1,447	70.65%
LINCOLN PICKARD	601	29.35%
<b>Total</b>	<b>2,048</b>	

MEMBER, BOARD OF SUPERVISORS DISTRICT NO. 4

NATHAN FLETCHER	118,114	64.64%
AMY REICHERT	64,605	35.36%
<b>Total</b>	<b>182,719</b>	

**County of San Diego**  
**2022 Statewide General Election**  
**November 8, 2022**  
**Official Results (San Diego Portion Only)**

<u>MEMBER, BOARD OF SUPERVISORS DISTRICT NO. 5</u>		
JIM DESMOND	110,529	60.11%
TIFFANY BOYD-HODGSON	73,353	39.89%
<b>Total</b>	<b>183,882</b>	

<u>ASSESSOR/RECORDER/COUNTY CLERK</u>		
JORDAN MARKS	452,353	51.51%
BARBARA BRY	425,913	48.49%
<b>Total</b>	<b>878,266</b>	

<u>DISTRICT ATTORNEY</u>		
SUMMER STEPHAN	731,009	100.00%
<b>Total</b>	<b>731,009</b>	

<u>SHERIFF</u>		
KELLY ANNE MARTINEZ	525,111	58.59%
JOHN HEMMERLING	371,104	41.41%
<b>Total</b>	<b>896,215</b>	

<u>TREASURER-TAX COLLECTOR</u>		
DAN MCALLISTER	657,962	74.45%
GREG HODOSEVICH	225,815	25.55%
<b>Total</b>	<b>883,777</b>	

<u>CITY OF CARLSBAD MAYOR</u>		
KEITH BLACKBURN	33,445	68.26%
MICHAEL CURTIN	15,550	31.74%
<b>Total</b>	<b>48,995</b>	

<u>CITY OF CARLSBAD MEMBER, CITY COUNCIL DISTRICT NO. 1</u>		
MELANIE BURKHOLDER	4,423	39.02%
SAM WARD	4,066	35.87%
DEEDEE TREJO-ROWLETT	1,742	15.37%
ANTHONY BONA	495	4.37%
CORY GEIGERT	362	3.19%
ALLEN J. MANZANO	246	2.17%
<b>Total</b>	<b>11,334</b>	

<u>CITY OF CARLSBAD MEMBER, CITY COUNCIL DISTRICT NO. 3</u>		
PRIYA BHAT-PATEL	7,133	55.03%
RAY PEARSON	5,829	44.97%
<b>Total</b>	<b>12,962</b>	

<u>CITY OF CARLSBAD CITY CLERK</u>		
SHERRY FREISINGER	35,600	100.00%
<b>Total</b>	<b>35,600</b>	

<u>CITY OF CARLSBAD TREASURER</u>		
CRAIG J. LINDHOLM	28,031	64.46%
LANCE SCHULTE	15,454	35.54%
<b>Total</b>	<b>43,485</b>	

<u>CITY OF CHULA VISTA MAYOR</u>		
JOHN MC CANN	33,992	52.08%
AMMAR CAMPA-NAJJAR	31,280	47.92%
<b>Total</b>	<b>65,272</b>	

<u>CITY OF CHULA VISTA MEMBER, CITY COUNCIL DISTRICT NO. 1</u>		
CAROLINA CHAVEZ	10,275	53.52%
MARCO CONTRERAS	8,925	46.48%
<b>Total</b>	<b>19,200</b>	

<u>CITY OF CHULA VISTA MEMBER, CITY COUNCIL DISTRICT NO. 2</u>		
JOSE PRECIADO	7,888	50.42%
STEVE STENBERG	7,757	49.58%
<b>Total</b>	<b>15,645</b>	

<u>CITY OF CHULA VISTA CITY ATTORNEY</u>		
SIMON SILVA	30,619	50.62%
DAN SMITH	29,863	49.38%
<b>Total</b>	<b>60,482</b>	

<u>CITY OF CORONADO MEMBER, CITY COUNCIL</u>		
Vote For 2		
JOHN DUNCAN	3,999	34.37%
CARRIE ANNE DOWNEY	3,423	29.42%
MARVIN HEINZE	3,064	26.33%
PILIALOHA ESTALL	1,150	9.88%
<b>Total</b>	<b>11,636</b>	

<u>CITY OF DEL MAR MEMBER, CITY COUNCIL</u>		
Vote For 2		
TERRY GAASTERLAND	1,606	44.35%
DWIGHT WORDEN	1,038	28.67%
STEVE QUIRK	977	26.98%
<b>Total</b>	<b>3,621</b>	

<u>CITY OF EL CAJON MAYOR</u>		
BILL WELLS	14,649	70.75%
ARNIE M. LEVINE	6,056	29.25%
<b>Total</b>	<b>20,705</b>	



**County of San Diego**  
**2022 Statewide General Election**  
**November 8, 2022**  
**Official Results (San Diego Portion Only)**

CITY OF EL CAJON MEMBER, CITY COUNCIL  
DISTRICT NO. 1

GARY KENDRICK	5,864	100.00%
<b>Total</b>	<b>5,864</b>	

CITY OF ENCINITAS MAYOR

TONY KRANZ	13,369	47.08%
CINDY CREMONA	7,246	25.52%
JEFF MORRIS	6,969	24.54%
MICHAEL "MYEKAH" BLOBE	811	2.86%
<b>Total</b>	<b>28,395</b>	

CITY OF ENCINITAS MEMBER, CITY COUNCIL  
DISTRICT NO. 3

JOY LYNDES	3,646	51.42%
JULIE THUNDER	3,445	48.58%
<b>Total</b>	<b>7,091</b>	

CITY OF ENCINITAS MEMBER, CITY COUNCIL  
DISTRICT NO. 4

BRUCE EHLERS	3,494	46.57%
PAMELA "PAM" REDELA	2,548	33.96%
DAN VAUGHN	941	12.54%
STACIE DAVIS	520	6.93%
<b>Total</b>	<b>7,503</b>	

CITY OF ESCONDIDO MAYOR

DANE M. WHITE	18,317	51.60%
PAUL "MAC" MCNAMARA	17,183	48.40%
<b>Total</b>	<b>35,500</b>	

CITY OF ESCONDIDO MEMBER, CITY COUNCIL  
DISTRICT NO. 1

CONSUELO MARTINEZ	3,139	67.36%
MIKE JOHNSON-PALOMARES	1,521	32.64%
<b>Total</b>	<b>4,660</b>	

CITY OF ESCONDIDO MEMBER, CITY COUNCIL  
DISTRICT NO. 2

JOE GARCIA	6,426	51.02%
JEFF GRIFFITH	6,169	48.98%
<b>Total</b>	<b>12,595</b>	

CITY OF IMPERIAL BEACH MAYOR

PALOMA AGUIRRE	2,688	45.38%
SHIRLEY NAKAWATASE	2,341	39.52%
JOHN "JACK" FISHER	795	13.42%
VANCE E. LOCKE	99	1.67%
<b>Total</b>	<b>5,923</b>	

CITY OF IMPERIAL BEACH MEMBER, CITY COUNCIL  
DISTRICT NO. 1

CAROL SEABURY	548	53.41%
JEN CRUMLEY	478	46.59%
<b>Total</b>	<b>1,026</b>	

CITY OF IMPERIAL BEACH MEMBER, CITY COUNCIL  
DISTRICT NO. 3

MITCHELL "MITCH" MCKAY	1,127	57.88%
ANNA WEBB	820	42.12%
<b>Total</b>	<b>1,947</b>	

CITY OF LA MESA MAYOR

MARK ARAPOSTATHIS	11,386	55.88%
KRISTINE C. ALESSIO	8,989	44.12%
<b>Total</b>	<b>20,375</b>	

CITY OF LA MESA MEMBER, CITY COUNCIL

Vote For 2		
PATRICIA N. DILLARD	8,600	23.92%
LAURA LOTHIAN	8,414	23.40%
MEJGAN AFSHAN	8,403	23.37%
TONY ORLANDO	6,598	18.35%
KATHLEEN BRAND	3,938	10.95%
<b>Total</b>	<b>35,953</b>	

CITY OF LA MESA TREASURER

MATT STRABONE	10,185	54.16%
WILLIAM "BILL" EXETER	8,622	45.84%
<b>Total</b>	<b>18,807</b>	

CITY OF LEMON GROVE MEMBER, CITY COUNCIL

Vote For 2		
ALYSSON SNOW	2,858	25.69%
JENNIFER L. MENDOZA	2,836	25.49%
STEPHANIE KLEIN	1,909	17.16%
JESSICA "JESSYKA" HEREDIA	1,781	16.01%
BLANCA LOPEZ BROWN	1,741	15.65%
<b>Total</b>	<b>11,125</b>	

CITY OF NATIONAL CITY MAYOR

RON MORRISON	3,383	36.78%
JOSE RODRIGUEZ	3,315	36.04%
ALEJANDRA SOTELO-SOLIS	2,499	27.17%
<b>Total</b>	<b>9,197</b>	

CITY OF NATIONAL CITY MEMBER, CITY COUNCIL  
DISTRICT NO. 1

LUZ MOLINA	1,597	100.00%
<b>Total</b>	<b>1,597</b>	

**County of San Diego**  
**2022 Statewide General Election**  
**November 8, 2022**  
**Official Results (San Diego Portion Only)**

CITY OF NATIONAL CITY MEMBER, CITY COUNCIL  
DISTRICT NO. 3

DITAS YAMANE	1,507	58.48%
MARISSA ACIERTO	1,070	41.52%
<b>Total</b>	<b>2,577</b>	

CITY OF OCEANSIDE MEMBER, CITY COUNCIL  
DISTRICT NO. 1

ERIC JOYCE	4,780	40.44%
KORI JENSEN	4,005	33.88%
DARIN SELNICK	2,174	18.39%
ALVIN L. MCGEE	432	3.65%
DAVID TURGEON	430	3.64%
<b>Total</b>	<b>11,821</b>	

CITY OF OCEANSIDE MEMBER, CITY COUNCIL  
DISTRICT NO. 2

RICHARD ROBINSON	6,316	53.46%
DANIEL DOMINGUEZ	5,499	46.54%
<b>Total</b>	<b>11,815</b>	

CITY OF POWAY MAYOR

STEVE VAUS	10,822	55.65%
DELTA ESPARZA	6,183	31.80%
YURI BOHLEN	1,611	8.28%
EMEKA IBEKWE	560	2.88%
BHAVANA KANSAL	269	1.38%
<b>Total</b>	<b>19,445</b>	

CITY OF POWAY MEMBER, CITY COUNCIL DISTRICT  
NO. 1

BRIAN PEPIN	2,520	54.39%
HIRAM SOTO	2,113	45.61%
<b>Total</b>	<b>4,633</b>	

CITY OF POWAY MEMBER, CITY COUNCIL DISTRICT  
NO. 3

PETER DE HOFF	2,143	44.14%
KEVIN JUZA	1,763	36.31%
TONY RUSSO	949	19.55%
<b>Total</b>	<b>4,855</b>	

CITY OF SAN DIEGO MEMBER, CITY COUNCIL  
DISTRICT NO. 2

JENNIFER CAMPBELL	28,379	56.49%
LINDA LUKACS	21,854	43.51%
<b>Total</b>	<b>50,233</b>	

CITY OF SAN DIEGO MEMBER, CITY COUNCIL  
DISTRICT NO. 4

MONICA MONTGOMERY STEPPE	17,878	68.79%
GLORIA EVANGELISTA	8,112	31.21%
<b>Total</b>	<b>25,990</b>	

CITY OF SAN DIEGO MEMBER, CITY COUNCIL  
DISTRICT NO. 6

KENT LEE	22,040	60.52%
TOMMY HOUGH	14,380	39.48%
<b>Total</b>	<b>36,420</b>	

CITY OF SAN DIEGO MEMBER, CITY COUNCIL  
DISTRICT NO. 8

VIVIAN MORENO	13,194	63.30%
ANTONIO MARTINEZ	7,651	36.70%
<b>Total</b>	<b>20,845</b>	

CITY OF SAN MARCOS MAYOR

REBECCA D. JONES	17,644	64.20%
RANDY WALTON	9,840	35.80%
<b>Total</b>	<b>27,484</b>	

CITY OF SAN MARCOS MEMBER, CITY COUNCIL  
DISTRICT NO. 1

MARIA NUÑEZ	2,416	100.00%
<b>Total</b>	<b>2,416</b>	

CITY OF SAN MARCOS MEMBER, CITY COUNCIL  
DISTRICT NO. 2

MIKE SANNELLA	3,652	44.81%
JAY PETREK	2,954	36.25%
LIONEL A. SAULSBERRY	846	10.38%
AMBREEN AHMED	698	8.56%
<b>Total</b>	<b>8,150</b>	

CITY OF SOLANA BEACH MEMBER, CITY COUNCIL  
DISTRICT NO. 2

KRISTI BECKER	869	69.97%
KRISTIN BRINNER	373	30.03%
<b>Total</b>	<b>1,242</b>	

CITY OF SOLANA BEACH MEMBER, CITY COUNCIL  
DISTRICT NO. 4

JILL MACDONALD	1,342	100.00%
<b>Total</b>	<b>1,342</b>	

CITY OF VISTA MAYOR

JOHN FRANKLIN	13,031	51.90%
CIPRIANO VARGAS	12,076	48.10%
<b>Total</b>	<b>25,107</b>	

**County of San Diego**  
**2022 Statewide General Election**  
**November 8, 2022**  
**Official Results (San Diego Portion Only)**

CITY OF VISTA MEMBER, CITY COUNCIL DISTRICT  
NO. 1

CORINNA CONTRERAS	2,679	100.00%
<b>Total</b>	<b>2,679</b>	

CITY OF VISTA MEMBER, CITY COUNCIL DISTRICT  
NO. 4

DAN O'DONNELL	4,303	50.17%
ARMEN KURDIAN	4,273	49.83%
<b>Total</b>	<b>8,576</b>	

ALPINE FIRE PROTECTION DISTRICT MEMBER,  
BOARD OF DIRECTORS

Vote For 3

BARON T. "BARRY" WILLIS	5,244	33.84%
BILL F. PASKLE	3,271	21.11%
CHASE CROMWELL	3,254	21.00%
THOMAS A. GIRARD	2,360	15.23%
GARETT W. HOSTETLER	1,369	8.83%
<b>Total</b>	<b>15,498</b>	

CANEBRAKE COUNTY WATER DISTRICT MEMBER,  
BOARD OF DIRECTORS

Vote For 3

DARYL R. HOLMES	10	29.41%
GUNNAR RAMSTRUM	9	26.47%
ELLYN HAE	9	26.47%
JERRY BUCHEIT	6	17.65%
<b>Total</b>	<b>34</b>	

FALLBROOK COMMUNITY PLANNING AREA  
MEMBER, PLANNING GROUP

Vote For 7

EILEEN DELANEY	8,883	10.89%
STEVE BROWN	7,293	8.94%
J.J. NEESE	6,940	8.51%
JENIENE L. DOMERCQ	6,711	8.23%
SCOTT SPENCER	6,112	7.49%
KELLY E. HANSEN	6,073	7.45%
DEBBIE WILLIAMS	5,904	7.24%
MICHELE MCCAFFERY	5,777	7.08%
PETER W. WILSON	5,741	7.04%
KARI ANN HOYER	5,070	6.22%
TAUNA A. RODARTE	4,864	5.96%
MARK MERVICH	4,563	5.59%
VICTORIA STOVER	3,612	4.43%
LISA LYNN GEFFENEY	2,762	3.39%
KRYSTAL LEE	1,263	1.55%
<b>Total</b>	<b>81,568</b>	

FALLBROOK REGIONAL HEALTH DISTRICT  
MEMBER, BOARD OF DIRECTORS ZONE NO. 1

JENNIFER JEFFRIES	1,636	53.89%
SYDNEY LAY	1,400	46.11%
<b>Total</b>	<b>3,036</b>	

FALLBROOK REGIONAL HEALTH DISTRICT  
MEMBER, BOARD OF DIRECTORS ZONE NO. 3

WILLIAM R. LEACH	1,687	53.64%
MARGIE MOSAVI	1,458	46.36%
<b>Total</b>	<b>3,145</b>	

FALLBROOK REGIONAL HEALTH DISTRICT  
MEMBER, BOARD OF DIRECTORS ZONE NO. 5

TERRY BROWN	2,942	62.20%
HOWARD SALMON	1,788	37.80%
<b>Total</b>	<b>4,730</b>	

HELIX WATER DISTRICT MEMBER, BOARD OF  
DIRECTORS DIVISION NO. 2

ANDREA BETH DAMSKY	7,227	56.84%
JORDAN LEHR	5,487	43.16%
<b>Total</b>	<b>12,714</b>	

JACUMBA COMMUNITY SERVICES DISTRICT  
MEMBER, BOARD OF DIRECTORS

Vote For 3

KATRINA WESTLEY	91	30.33%
SARAH MISQUEZ	89	29.67%
DEBRA YU	86	28.67%
JOHN HOGUE	34	11.33%
<b>Total</b>	<b>300</b>	

LAKESIDE COMMUNITY PLANNING AREA MEMBER,  
PLANNING GROUP

Vote For 7

ROBERT F.J. RUTLEDGE	12,039	15.02%
OLEKSANDRA REVA	9,691	12.09%
STEVE ROBAK	9,006	11.24%
SPENCER HANCOCK	6,870	8.57%
REY E. LYYJOKI	6,865	8.57%
KRISTEN L. EVERHART	5,657	7.06%
MORGAN MAGILL	5,465	6.82%
RICHARD R. ABRAHAM	5,170	6.45%
JONATHAN SILVA	4,871	6.08%
DANIEL L. MOODY	4,402	5.49%
MARK A. LANDRY	3,710	4.63%
JOSEF KUFA	3,264	4.07%
TERESA L. LEADER-ANDERSON	3,117	3.89%
<b>Total</b>	<b>80,127</b>	

**County of San Diego**  
**2022 Statewide General Election**  
**November 8, 2022**  
**Official Results (San Diego Portion Only)**

LAKESIDE FIRE PROTECTION DISTRICT MEMBER,  
BOARD OF DIRECTORS DIVISION NO. 5

TIMOTHY E. ROBLES	2,469	68.19%
ROBERT PETERSON	1,152	31.81%
<b>Total</b>	<b>3,621</b>	

OLIVENHAIN MUNICIPAL WATER DISTRICT  
MEMBER, BOARD OF DIRECTORS DIVISION NO. 1

MARCO SAN ANTONIO	3,877	71.19%
ROBERT MAX KEPHART II	1,569	28.81%
<b>Total</b>	<b>5,446</b>	

OLIVENHAIN MUNICIPAL WATER DISTRICT  
MEMBER, BOARD OF DIRECTORS DIVISION NO. 4

MATTHEW R. HAHN	2,308	63.42%
ALBERT BATES	532	14.62%
CRAIG FORMAN	404	11.10%
JAMES KEYES	395	10.85%
<b>Total</b>	<b>3,639</b>	

OTAY WATER DISTRICT MEMBER, BOARD OF  
DIRECTORS DIVISION NO. 3

GARY D. CROUCHER	6,316	56.10%
HECTOR RAUL GASTELUM	4,942	43.90%
<b>Total</b>	<b>11,258</b>	

PADRE DAM MUNICIPAL WATER DISTRICT  
MEMBER, BOARD OF DIRECTORS DIVISION NO. 3

BILL POMMERING	3,459	67.74%
JOSE ANTONIO OROSCO	1,647	32.26%
<b>Total</b>	<b>5,106</b>	

PALOMAR HEALTH DISTRICT MEMBER, BOARD OF  
DIRECTORS DIVISION NO. 1

MICHAEL "MIKE" J. PACHECO	12,873	52.29%
ROBIN JOY MAXSON	11,747	47.71%
<b>Total</b>	<b>24,620</b>	

PALOMAR HEALTH DISTRICT MEMBER, BOARD OF  
DIRECTORS DIVISION NO. 3

LAURIE EDWARDS-TATE	19,793	81.79%
ROD JONES	4,407	18.21%
<b>Total</b>	<b>24,200</b>	

PALOMAR HEALTH DISTRICT MEMBER, BOARD OF  
DIRECTORS DIVISION NO. 5

JOHN CLARK	16,085	60.22%
ALEJANDRO PAZ	6,243	23.37%
HANS CHRISTIAN SISON	4,381	16.40%
<b>Total</b>	<b>26,709</b>	

PALOMAR HEALTH DISTRICT MEMBER, BOARD OF  
DIRECTORS DIVISION NO. 7

LINDA GREER	14,868	73.50%
CAROL WARE	5,360	26.50%
<b>Total</b>	<b>20,228</b>	

PAUMA VALLEY COMMUNITY SERVICES DISTRICT  
MEMBER, BOARD OF DIRECTORS

Vote For 3		
RICHARD COLLINS	241	29.90%
BETH POTALIVO	239	29.65%
JODIE MICHELLE LAWSTON	213	26.43%
MICHAEL MARTELLO	113	14.02%
<b>Total</b>	<b>806</b>	

RAINBOW COMMUNITY PLANNING AREA MEMBER,  
PLANNING GROUP

Vote For 5		
MICHELE D. SHEEHAN	307	16.22%
LYNNE T. MALINOWSKI	297	15.69%
FREDERICK L. RASP	295	15.58%
DOUGLAS W. GASTELUM	284	15.00%
MARTIN A. KURLAND	275	14.53%
GUY M. MATURO	237	12.52%
ERIN MATURO	198	10.46%
<b>Total</b>	<b>1,893</b>	

RAINBOW MUNICIPAL WATER DISTRICT MEMBER,  
BOARD OF DIRECTORS DIVISION NO. 3

MIGUEL "MIG" GASCA	1,428	62.82%
GREG IRVINE	845	37.18%
<b>Total</b>	<b>2,273</b>	

RAINBOW MUNICIPAL WATER DISTRICT MEMBER,  
BOARD OF DIRECTORS DIVISION NO. 4

PATRICIA A. TOWNSEND-SMITH	943	54.95%
BILL STEWART	773	45.05%
<b>Total</b>	<b>1,716</b>	

**County of San Diego**  
**2022 Statewide General Election**  
**November 8, 2022**  
**Official Results (San Diego Portion Only)**

**RAMONA COMMUNITY PLANNING AREA MEMBER,  
 PLANNING GROUP**

Vote For 7		
HOLLY HAMILTON BLEAKLEY	6,221	11.10%
JANELLE CLARK	5,754	10.26%
DAWN PERFECT	5,450	9.72%
JONAS DYER	4,669	8.33%
KRISTI MANSOLF	4,539	8.10%
ROBIN JOY MAXSON	4,484	8.00%
LAUREN ELYSE SCHULTE	4,108	7.33%
JAMES "JIM" COOPER	4,044	7.21%
SCOTT ENSIGN	3,753	6.69%
LORI PATENAUDE	3,603	6.43%
LYNN HOPEWELL	3,552	6.34%
BRANDON POWELL	3,328	5.94%
JOEY SPICUZZA	2,563	4.57%
<b>Total</b>	<b>56,068</b>	

**RAMONA MUNICIPAL WATER DISTRICT MEMBER,  
 BOARD OF DIRECTORS DIVISION NO. 2**

JAMES HICKLE	1,569	62.16%
MIKE DUDAS	955	37.84%
<b>Total</b>	<b>2,524</b>	

**RAMONA MUNICIPAL WATER DISTRICT MEMBER,  
 BOARD OF DIRECTORS DIVISION NO. 4**

JACOB R. ZORIA	724	50.45%
JOE STUPAR	711	49.55%
<b>Total</b>	<b>1,435</b>	

**RINCON DEL DIABLO MUNICIPAL WATER DISTRICT  
 MEMBER, BOARD OF DIRECTORS DIVISION NO. 1**

GREG QUIST	4,119	63.39%
DAN SUNDQUIST	2,379	36.61%
<b>Total</b>	<b>6,498</b>	

**RINCON DEL DIABLO MUNICIPAL WATER DISTRICT  
 MEMBER, BOARD OF DIRECTORS DIVISION NO. 3**

JAMES B. MURLAND	3,739	51.91%
PAUL FAUCHER	2,299	31.92%
SUSAN REVELES	1,165	16.17%
<b>Total</b>	<b>7,203</b>	

**RINCON DEL DIABLO MUNICIPAL WATER DISTRICT  
 MEMBER, BOARD OF DIRECTORS DIVISION NO. 4**

RONALD E. NAVES JR	5,457	66.79%
ELLIOTT JUNG	2,713	33.21%
<b>Total</b>	<b>8,170</b>	

**SPRING VALLEY COMMUNITY PLANNING AREA  
 MEMBER, PLANNING GROUP**

Vote For 7		
VICTORIA ALEXANDRIA ABRENICA	8,015	13.92%
CHRISTOPHER MICHAEL PIERCE	7,975	13.85%
LORA LOWES	6,534	11.35%
JOHN EUGENIO	6,374	11.07%
CHRIS PEARSON	6,302	10.95%
HEAVEN MAJESTA MORGAN	6,202	10.77%
J. SCOTT SHAFFER	5,691	9.88%
ROBERT EBLE	5,684	9.87%
ANGELICA MARIA WALLACE	4,798	8.33%
<b>Total</b>	<b>57,575</b>	

**TRI-CITY HEALTHCARE DISTRICT MEMBER, BOARD  
 OF DIRECTORS DIVISION NO. 6**

TRACY M. YOUNGER	12,100	65.89%
RICHARD TRUCHINSKI	6,264	34.11%
<b>Total</b>	<b>18,364</b>	

**VALLECITOS WATER DISTRICT MEMBER, BOARD  
 OF DIRECTORS DIVISION NO. 2**

JIM HERNANDEZ	2,152	51.56%
PAUL MENDOZA	2,022	48.44%
<b>Total</b>	<b>4,174</b>	

**VALLECITOS WATER DISTRICT MEMBER, BOARD  
 OF DIRECTORS DIVISION NO. 3**

CRAIG ELITHARP	3,927	81.27%
NESTOR DAVID MENDEZ	905	18.73%
<b>Total</b>	<b>4,832</b>	

**VISTA IRRIGATION DISTRICT MEMBER, BOARD OF  
 DIRECTORS DIVISION NO. 3**

PETER KUCHINSKY II	3,572	52.94%
RICHARD ALVAREZ	3,175	47.06%
<b>Total</b>	<b>6,747</b>	

**PROP 1 - REPRODUCTIVE FREEDOM**

YES	648,166	64.34%
NO	359,290	35.66%
<b>Total</b>	<b>1,007,456</b>	

**PROP 26 - ALLOWS NEW TYPES OF GAMBLING**

NO	612,647	61.68%
YES	380,570	38.32%
<b>Total</b>	<b>993,217</b>	

**County of San Diego**  
**2022 Statewide General Election**  
**November 8, 2022**  
**Official Results (San Diego Portion Only)**

**PROP 27 - ALLOWS ONLINE AND MOBILE SPORTS  
WAGERING**

NO	823,526	81.73%
YES	184,102	18.27%
<b>Total</b>	<b>1,007,628</b>	

**PROP 28 - PROVIDES ADDITIONAL FUNDING FOR  
ARTS & MUSIC ED.**

YES	617,951	61.49%
NO	386,977	38.51%
<b>Total</b>	<b>1,004,928</b>	

**PROP 29 - REQ ON-SITE LICENSED MED KIDNEY  
DIALYSIS CLINICS**

NO	693,460	69.78%
YES	300,307	30.22%
<b>Total</b>	<b>993,767</b>	

**PROP 30 - FUNDING PROG. REDUCE AIR  
POLLUTION/PREVENT WILDFIRES**

NO	556,065	55.27%
YES	449,965	44.73%
<b>Total</b>	<b>1,006,030</b>	

**PROP 31 - REF 2020 LAW RETAIL SALE OF  
FLAVORED TOBACCO PRODUCTS**

YES	604,265	60.35%
NO	396,976	39.65%
<b>Total</b>	<b>1,001,241</b>	

**COUNTY - MEASURE A - CANNABIS BUSINESS TAX**

YES	563,512	57.45%
NO	417,402	42.55%
<b>Total</b>	<b>980,914</b>	

**CITY SAN DIEGO - MEASURE B – SOLID WASTE  
MANAGEMENT**

YES	203,223	50.48%
NO	199,384	49.52%
<b>Total</b>	<b>402,607</b>	

**CITY SAN DIEGO - MEASURE C – 30-FOOT HEIGHT  
LIMIT**

YES	204,238	51.14%
NO	195,156	48.86%
<b>Total</b>	<b>399,394</b>	

**CITY SAN DIEGO - MEASURE D – CONTRACTING  
UPDATES**

YES	221,282	57.77%
NO	161,766	42.23%
<b>Total</b>	<b>383,048</b>	

**CITY SAN DIEGO - MEASURE H – AMEND ARTICLE  
V, SEC. 55**

YES	260,432	68.67%
NO	118,799	31.33%
<b>Total</b>	<b>379,231</b>	

**CITY CARLSBAD - MEASURE J – MONROE ST. POOL  
RENOVATION**

YES	26,576	51.24%
NO	25,291	48.76%
<b>Total</b>	<b>51,867</b>	

**CITY CHULA VISTA - MEASURE K – MODIFY CITY  
CHARTER**

YES	39,875	63.57%
NO	22,850	36.43%
<b>Total</b>	<b>62,725</b>	

**CITY EL CAJON - MEASURE P – ADOPT ONE-CENT  
SALES TAX**

NO	12,806	60.67%
YES	8,302	39.33%
<b>Total</b>	<b>21,108</b>	

**CITY ENCINITAS - MEASURE L – CANNABIS  
BUSINESS TAX**

YES	19,519	65.11%
NO	10,461	34.89%
<b>Total</b>	<b>29,980</b>	

**CITY ESCONDIDO - MEASURE E – 3/4 CENT SALES  
TAX**

NO	18,602	50.61%
YES	18,155	49.39%
<b>Total</b>	<b>36,757</b>	

**CITY ESCONDIDO - MEASURE F – TERM LIMITS**

YES	29,730	82.67%
NO	6,232	17.33%
<b>Total</b>	<b>35,962</b>	

**County of San Diego**  
**2022 Statewide General Election**  
**November 8, 2022**  
**Official Results (San Diego Portion Only)**

CITY ESCONDIDO - MEASURE G – REDUCE CITY  
 TREASURER COMPENSATION

YES	29,550	83.14%
NO	5,992	16.86%
<b>Total</b>	<b>35,542</b>	

CITY IMPERIAL BEACH - MEASURE R – QUALITY OF  
 LIFE MEASURE

YES	3,904	67.36%
NO	1,892	32.64%
<b>Total</b>	<b>5,796</b>	

CITY NATIONAL CITY - MEASURE M – APPOINT CITY  
 CLERK

YES	4,789	55.01%
NO	3,916	44.99%
<b>Total</b>	<b>8,705</b>	

CITY NATIONAL CITY - MEASURE N – APPOINT CITY  
 TREASURER

YES	4,573	52.56%
NO	4,128	47.44%
<b>Total</b>	<b>8,701</b>	

CITY SOLANA BEACH - MEASURE S –  
 ESTABLISHING A 1 CENT SALES TAX

YES	4,363	66.70%
NO	2,178	33.30%
<b>Total</b>	<b>6,541</b>	

LEMON GROVE ELEM SCHL - MEASURE Q - BOND  
 (REQ. 55 Percent)

YES	5,983	69.38%
NO	2,640	30.62%
<b>Total</b>	<b>8,623</b>	

LOWER SWEETWATER FIRE PROT MEASURE T –  
 INCREASE BD MEMBERS

YES	223	63.90%
NO	126	36.10%
<b>Total</b>	<b>349</b>	

SAN DIEGO UNIFIED SCHL MEASURE U - BOND  
 (REQ. 55 Percent)

YES	199,223	65.33%
NO	105,712	34.67%
<b>Total</b>	<b>304,935</b>	